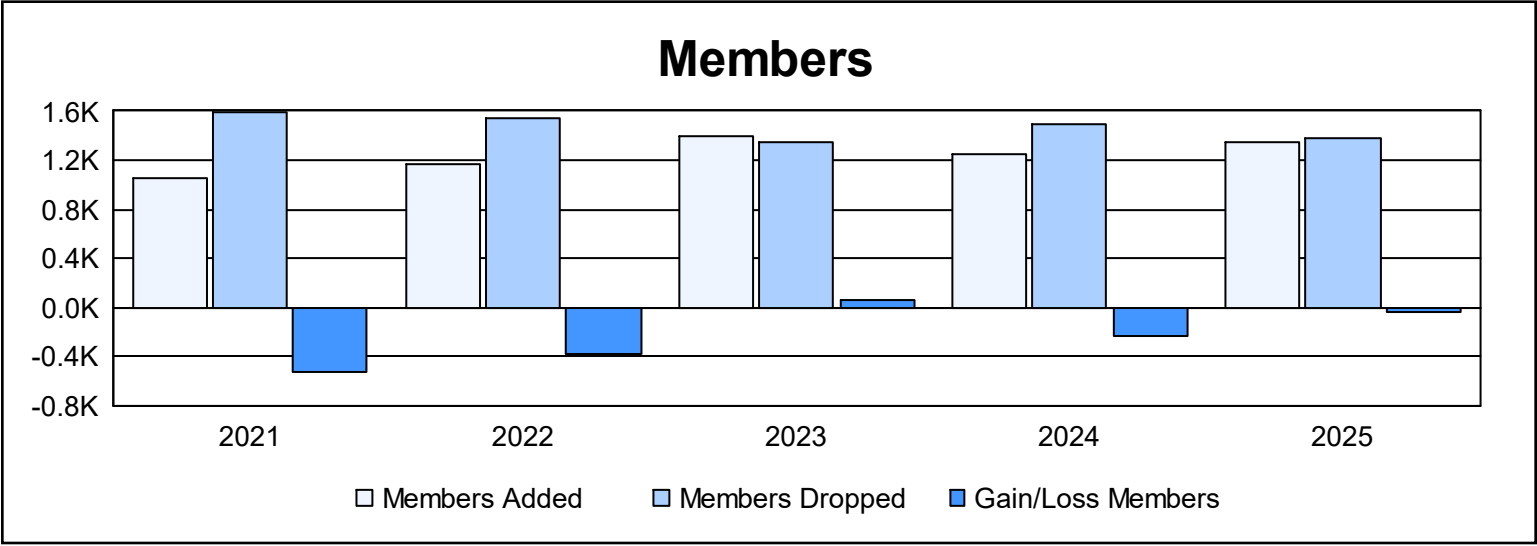
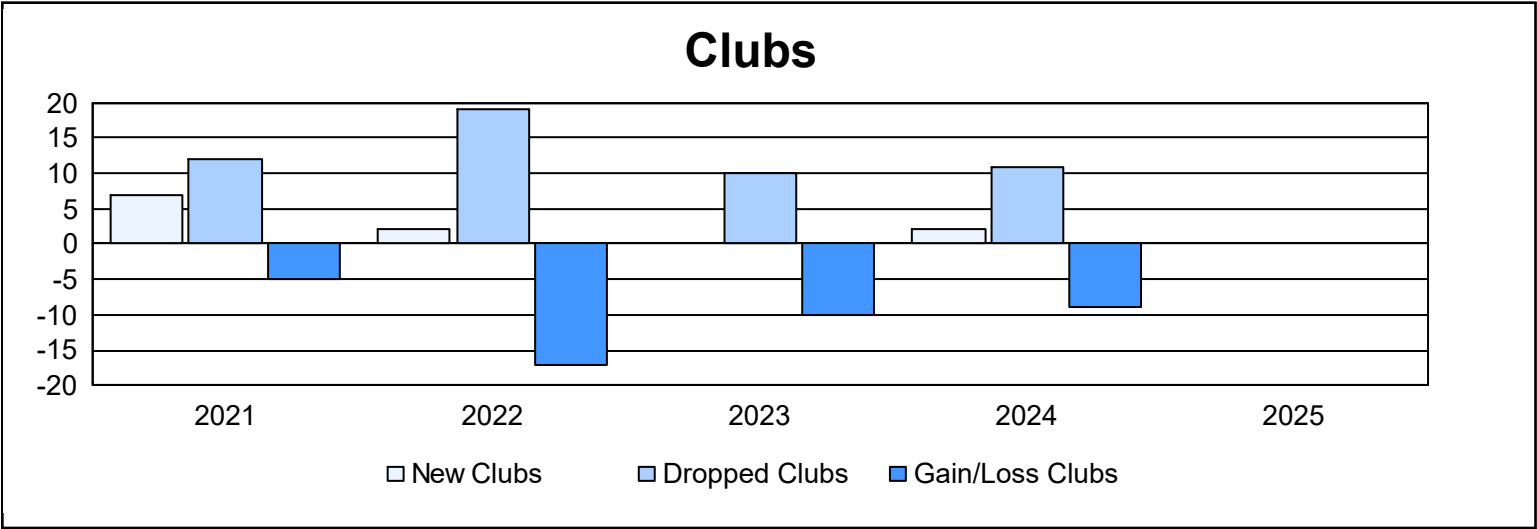
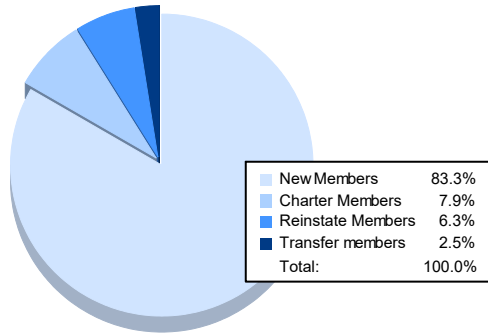


Year	New Clubs	Dropped Clubs	Gain/ Loss Clubs	New Members	Charter Members	Reinstate Members	Transfer Members	Total Member Added	Total Members Dropped	Gain/ Loss Members
2020-2021	7	12	-5	709	211	90	49	1,059	1,592	-533
2021-2022	2	19	-17	991	45	86	46	1,168	1,540	-372
2022-2023	0	10	-10	1,206	3	127	59	1,395	1,339	56
2023-2024	2	11	-9	1,025	100	59	64	1,248	1,486	-238
2024-2025				1,119	106	85	34	1,344	1,385	-41
Average	3	13	-10	1,010	93	89	50	1,243	1,468	-226



### Membership Composition June 2025 Cumulative



### Gender Composition June 2025 Cumulative

